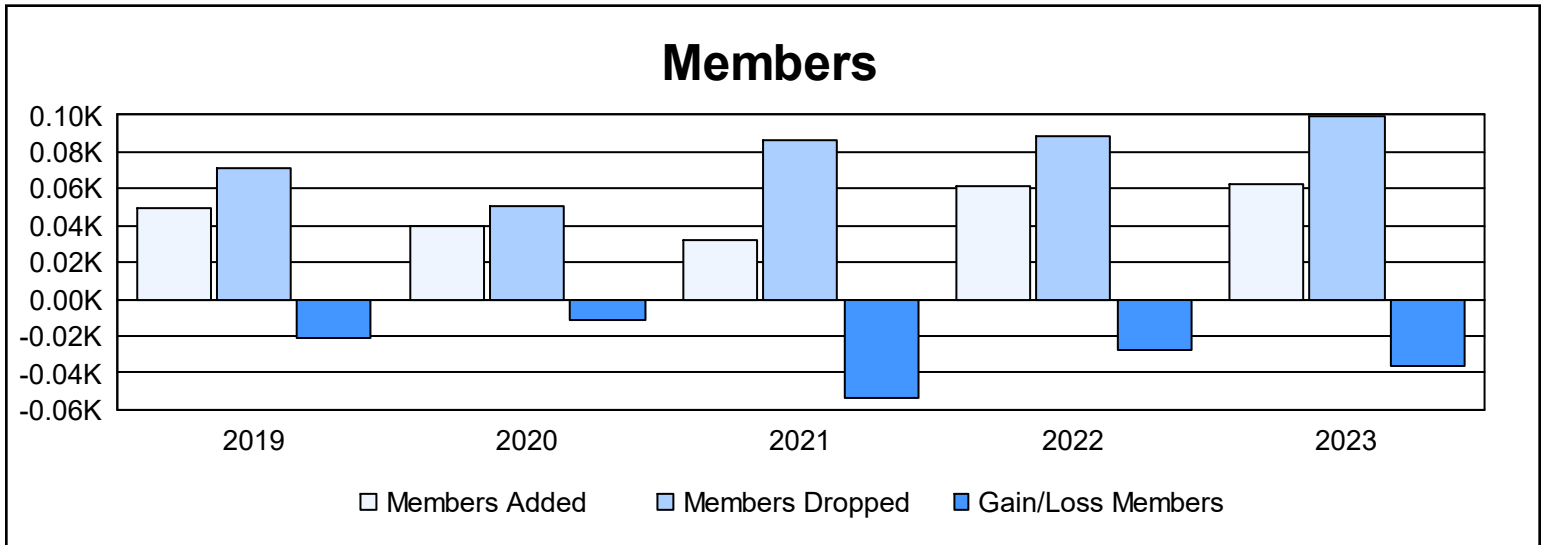
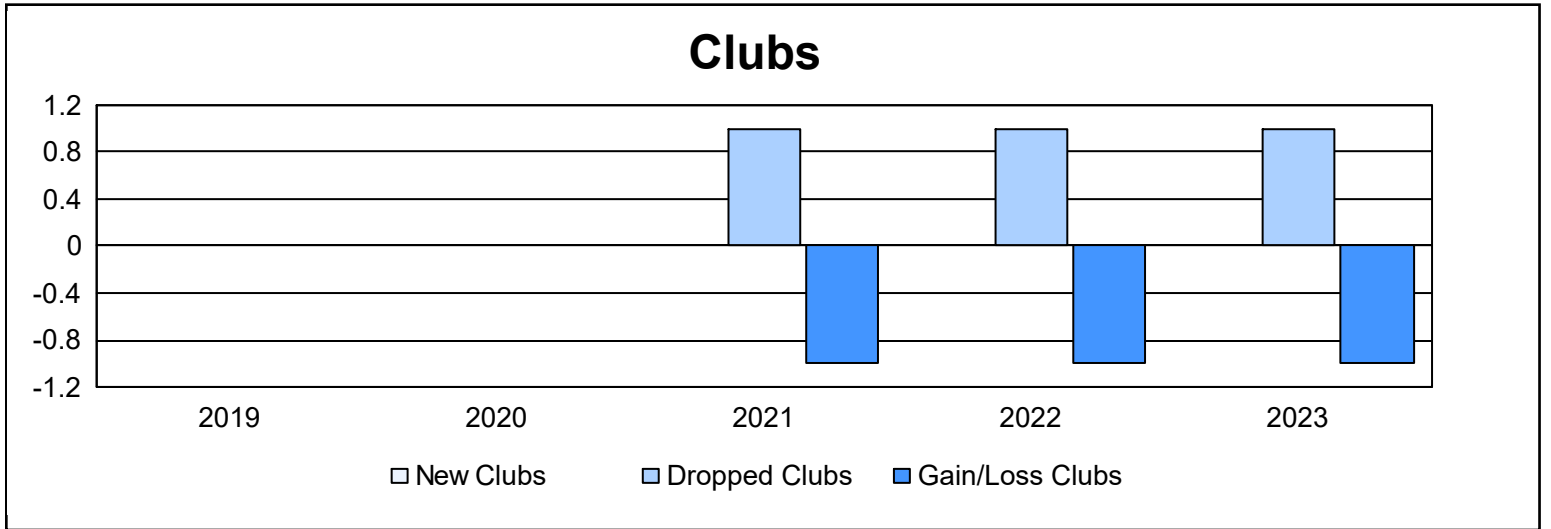
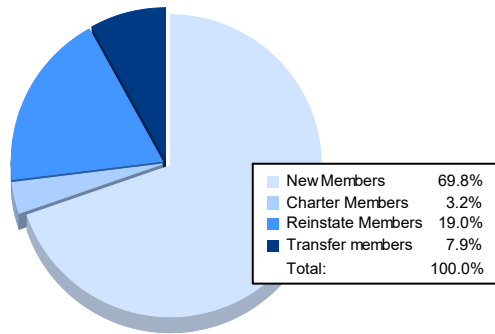


| Year | New Clubs | Dropped Clubs | Gain/ Loss Clubs | New Members | Charter Members | Reinstate Members | Transfer Members | Total Member Added | Total Members Dropped | Gain/ Loss Members |
|----------------|-----------|---------------|------------------|-------------|-----------------|-------------------|------------------|--------------------|-----------------------|--------------------|
| 2018-2019 | 0 | 0 | 0 | 47 | 0 | 1 | 2 | 50 | 71 | -21 |
| 2019-2020 | 0 | 0 | 0 | 37 | 0 | 1 | 2 | 40 | 51 | -11 |
| 2020-2021 | 0 | 1 | -1 | 32 | 0 | 0 | 0 | 32 | 86 | -54 |
| 2021-2022 | 0 | 1 | -1 | 40 | 0 | 16 | 5 | 61 | 89 | -28 |
| 2022-2023 | 0 | 1 | -1 | 44 | 2 | 12 | 5 | 63 | 99 | -36 |
| Average | 0 | 1 | -1 | 40 | 0 | 6 | 3 | 49 | 79 | -30 |



Membership Composition June 2023 Cumulative



Gender Composition June 2023 Cumulative

